

Whispering

(Arr. M. Occhionero www.jazzukes.com)

J Schonberger, R Coburn, V Rose

Chord diagrams for the first line of music:

- 2 -1
- 2 -1
- 2 -1
- 1 -2
- 2 -1
- 2 -1
- 2 -1
- 1211

Staff 1: A E C G, 4/4 time signature. Fingering: 3 0 0, 3 0 0, 2 0 3, 3 0 4, 5 0 5, 3 0 4, 2 0 3, 3 0 4, 2 0 2, 2 0 2, 2 0 2, 2 0 2.

Wh is per ing while you cud- dle n- e- a- r

Chord diagrams for the second line of music:

- 1211
- 1231
- 1231
- 1211
- 2 -1
- 2 -1
- 2 -1
- 1 -2
- 2 -1
- 2 -1
- 2 -1

Staff 2: Fingering: 2 2 2 2 3 3 2 3 5 0 3 2 1, 2 4 3 2 0 0 0 0 0 0 0 0, 3 3 3 3 4 4 3 4 5 4 3 2, 2 2 2 2 0 0 0 0 0 0 0 0.

m- e , Wh is per ing so no one can

Chord diagrams for the third line of music:

- 213
- 1324
- 2314
- 2314
- 213
- 1324
- 2314
- 2314
- 1112
- 1312
- 1213
- 1112

Staff 3: Fingering: 2 3 4 5 2 3 4 5 3 3 3 3, 1 2 2 3 1 2 2 2 2 2 2 2, 2 3 4 5 2 3 4 5 2 2 4 3, 0 1 3 4 0 1 3 4 2 2 2 2.

h- e- a- r m- e , Ea ch lit- tle

Chord diagrams for the fourth line of music:

- 1112
- 1312
- 1213
- 1112
- 213
- 1324
- 2314
- 2314
- 213
- 1324
- 2314
- 2314

Staff 4: Fingering: 3 3 3 3 2 3 4 5 2 3 4 5, 2 2 2 2 1 2 2 2 2 2 2 2, 2 4 3 2 2 3 4 3 1 2 3 4, 2 2 2 2 0 1 3 4 0 1 3 4.

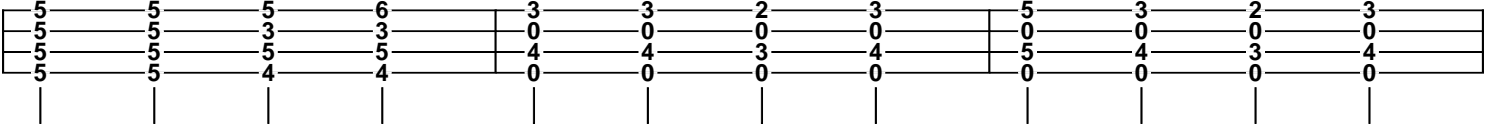
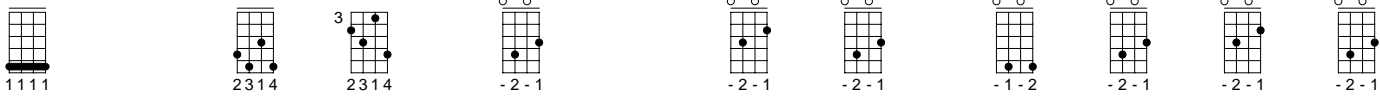
whis per seems to ch- e- e- r m- e ,

Chord diagrams for the fifth line of music:

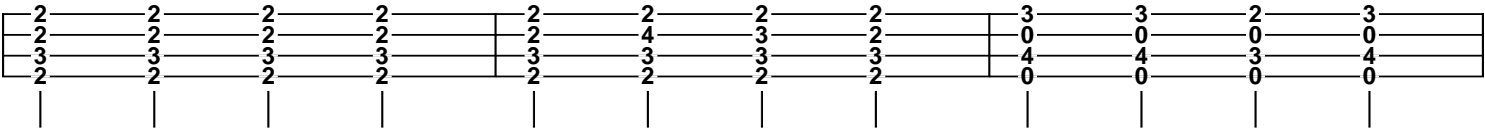
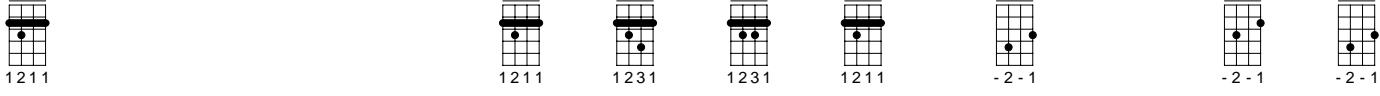
- 2 -1
- 2 -1
- 2 -1
- 2 -1
- 2 -1
- 2 -1
- 1 -2
- 2314
- 213

Staff 5: Fingering: 3 3 2 3 3 2 1 1 3 3 2 2, 0 0 0 0 0 0 0 0 1 1 1 1, 4 4 3 4 4 3 2 1 2 2 2 2, 0 0 0 0 0 0 0 0 2 2 0 0.

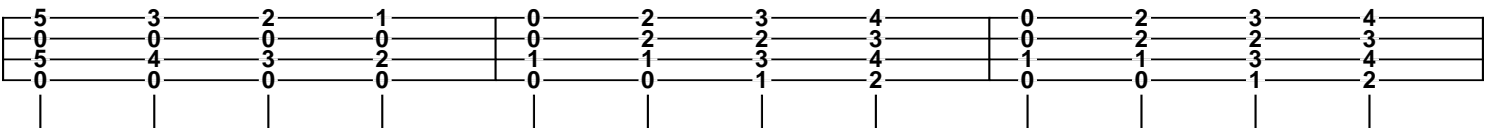
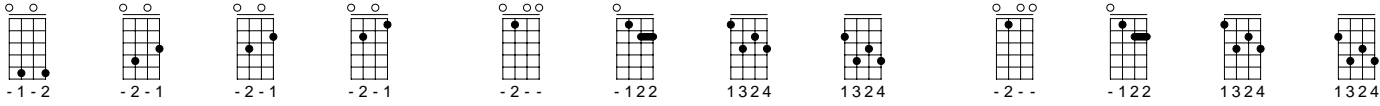
I- know it's tr- ue there's no on- e dear, but



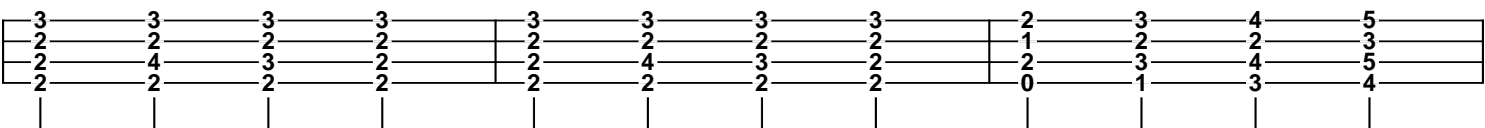
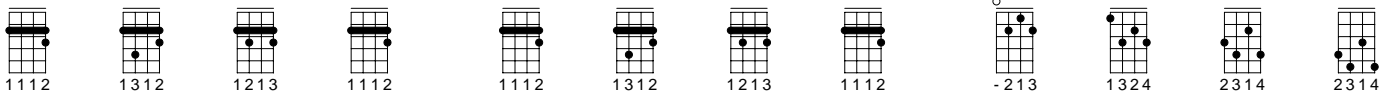
yo- u, You- 're- Wh- is- per- ing why you'll nev- er



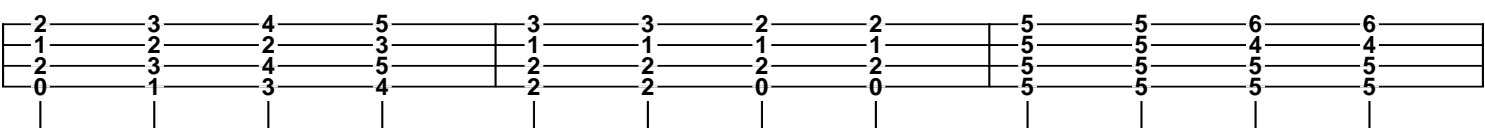
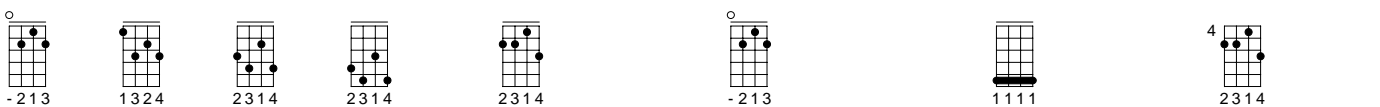
le- a- v- e m- e , Wh- is- per ing



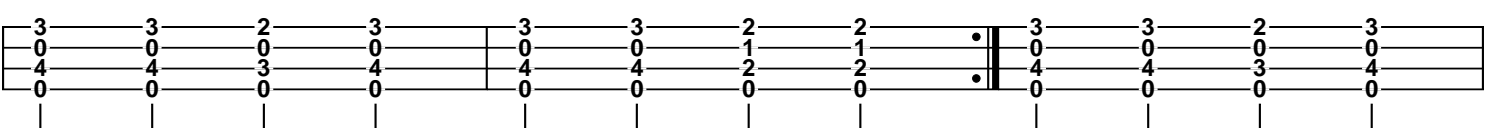
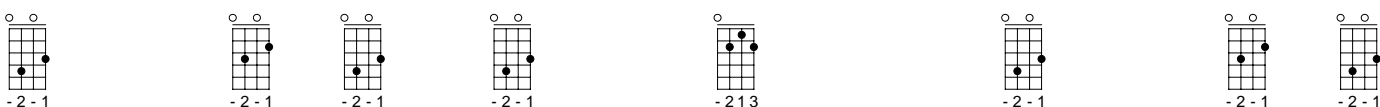
why you'll nev- er gr- ie- v- e m- e ,



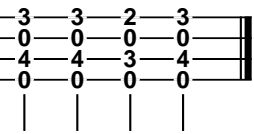
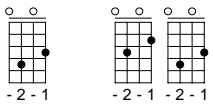
Wh- is- per and say that you be- li- e- ve



m- e , Whis- per- ing that I- Lo- ve



Y- o- u . Y- o-



U-